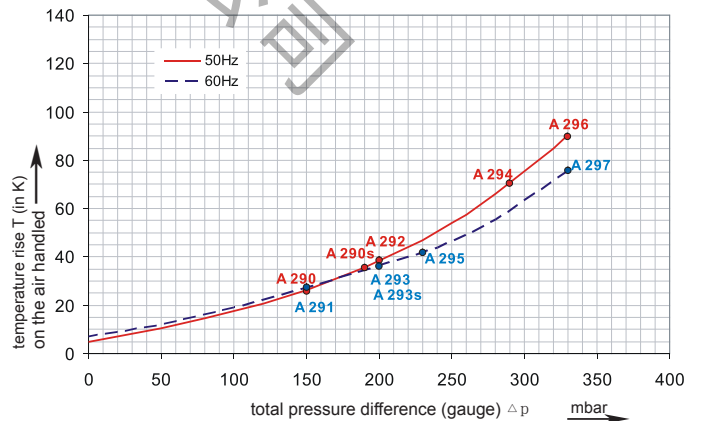
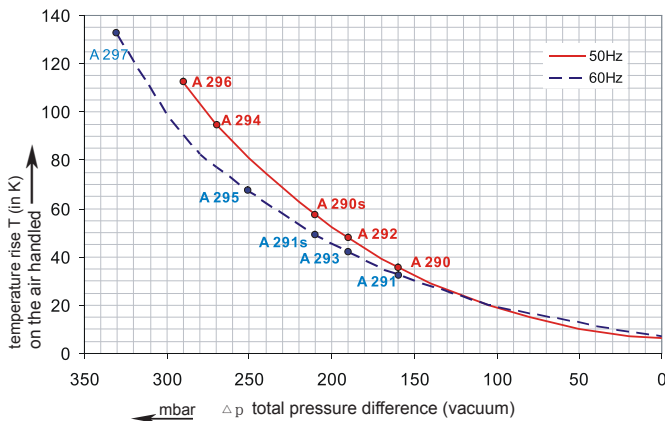
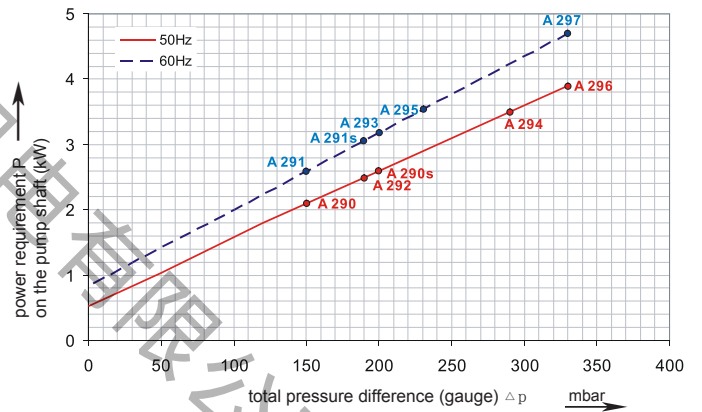
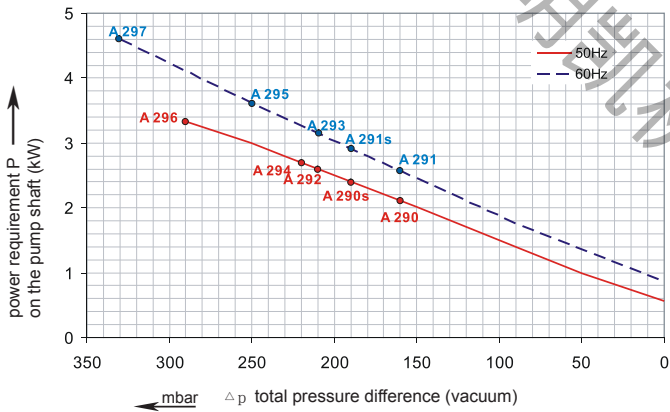
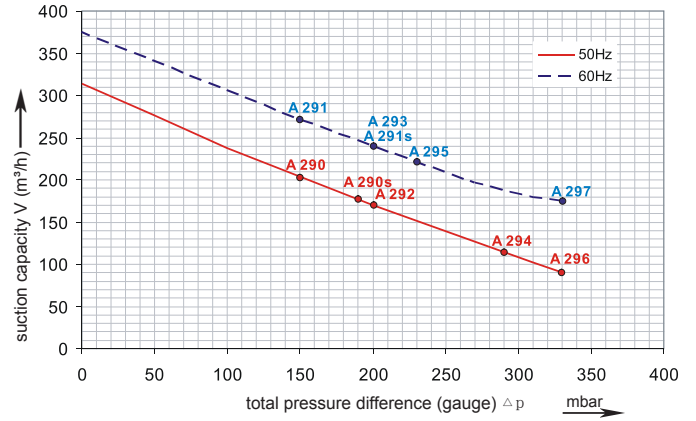
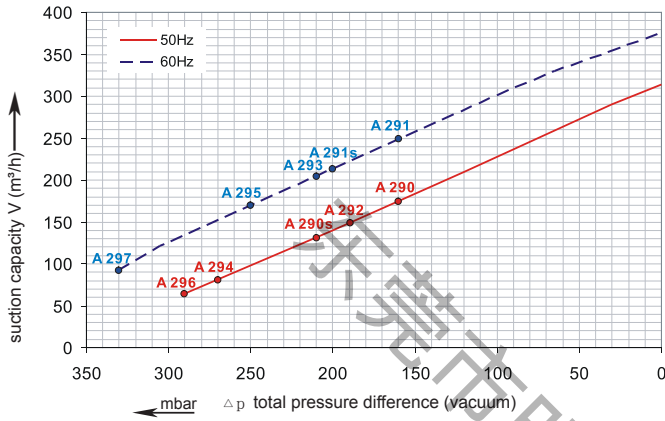


Data sheet 2MV 710



真空性能参数曲线图

压缩性能参数曲线图



性能曲线基于温度为15°C、大气压为1013毫巴的空气，公差为+/- 10%。
总压差适用于最高25°C的吸入温度和环境温度。

每种2MV型都可以在规定的总性能曲线范围内作为真空泵和压缩机连续运行。

选型订购参数

Type 2MV 710

Curve No.	Order No.	Fre- quency	Rated power	Input voltage		Input current		Permissible total differential pressure ²⁾		Sound pressure level ³⁾	Weight ca.
				Hz	kW	V	A	Vacuum mbar	Compressor mbar		
3~ 50/60 Hz IP55 isulation material class F 1)											
A 290	2MV 710 H06	50	1.6	200D ... 240D	345Y...415Y	8.5D	4.9Y	-160	150	69	27
A 291	2MV 710 H06	60	2.1	220D ... 275D	380Y...480Y	8.8D	5.1Y	-160	150	72	27
A 292	2MV 710 H16	50	2.2	200D ... 240D	345Y...415Y	9.7D	5.6Y	-190	190	69	30
A 293	2MV 710 H16	60	2.55	220D ... 275D	380Y...480Y	10.3D	6.0Y	-190	190	72	30
A 294	2MV 710 H26	50	3.0	200D ... 240D	345Y...415Y	12.5D	7.2Y	-260	270	69	36
A 295	2MV 710 H26	60	3.45	220D ... 275D	380Y...480Y	12.6D	7.3Y	-240	230	72	36
A 296	2MV 710 H37	50	4.0	345D ... 415D	600Y...720Y	9.0D	5.2Y	-290	360	69	40
A 297	2MV 710 H37	60	4.6	380D ... 480D	660Y...720Y	9.0D	5.2Y	-320	310	72	40
1~ 50/60 Hz IP55 isulation material class F 1)											
A 290s	2MV 710 A11	50	2.2	230		12.8		-190	190	72	30
A 291s	2MV 710 A11	60	2.55	230		12.8		-190	200	74	30



Other voltage ranges		
2MV710-7A □ □		
50Hz	60Hz	↑ ↑
3~		
185...225 V D/320...390 V Y	200...240 V D/345...415 V Y	H 1
200...240 V D/345...415 V Y	200...275 V D/380...480 V Y	H 6
345...415 V D	380...480 V D	H 7
500 V D	575 V D	C 5
Further voltage range on request; please quote in plain text.		
1~		
230V	230V	A 1

电机是根据DIN EN 60 034 / DIN IEC 34-1和温度等级设计的 对于三相电机，固定电压的公差为+/- 10%，电压范围的公差为+/- 5%。
单相电机的设计公差为+/- 5%。如果只有90%的最大允许压力用于连续运行，那么允许电压范围增加到+/- 10%。